



3º ENCONTRO CIENTÍFICO DE ENGENHARIA ELÉTRICA – ECEEL 2015

TUTORIAL PARA SUBMISSÕES VIA EASYCHAIR

1º PASSO: CADASTRO

1) **Acesse:**

<https://easychair.org/conferences/?conf=iiieceel2015>

2) **Caso ainda não possua uma conta EasyChair será necessário criar um usuário clicando em “sign up for an account”:**

Log in to EasyChair for III ECEEL 2015

EasyChair uses cookies for user authentication. To use EasyChair
easychair.org.

User name:

Password:

Log in

If you have no EasyChair account, [create an account](#)

Forgot your password? [click here](#)


Problems to log in? [click here](#)


3) Preencha o campo com o código captcha e clique em “Continue”:

Signing up for EasyChair: Step 1

To use EasyChair, one should first create an account. This is done to prevent misuse of the system. The procedure for obtaining an account is the following.


1. You should type the two words that you see in the image below and click on "Continue".
2. If you type the words correctly, you will be asked to fill out a simple form with your personal information.
3. After you filled out the form, EasyChair will send you an email with a link that you can use to create an account.

Please enter the words you see in the box, in order and separated by a space. Doing so helps prevent automated programs from abusing this service. If you are not sure what the words are, either enter your best guess or click the reload image  next to the distorted words.



used servisa

Digite as duas palavras:
used servisa

 CAPTCHA™
stop spam,
read books.

4) Preencha os campos com seu nome “First Name” e sobrenome “Last Name” e Email;

Signing up for EasyChair: Step 2

Please fill out the following form. The required fields are marked by (*)
Note that **the most common reason for failing to sign up is an incorrect email address** so please type your email address correctly.

First name[†] (*): nome

Last name (*): sobrenome

Email (*):

[†] Note: leave first name blank if you do not have one. If you are not sure how to divide your name into the first and last name, [read the Help article about names.](#)
You may also be interested about [our policy for using personal information.](#)

2º ENCONTRO CIENTÍFICO DE
ENGENHARIA ELÉTRICA

ECEEL - 2014

5) Você receberá um email para ativação da sua conta. Através do link enviado neste email você será encaminhado a uma página do EasyChair, onde deverá preencher mais alguns dados e definir sua senha.

Account Application Received

We received your application. A mail with further instructions has been sent to the email address jimenamello@gmail.com.

If You Do not Receive the Instructions

If you do not receive our mail with instruction on how to create an account, please read the following information.

Our mail server normally sends all mail within a few seconds. The following is an incomplete list of possible reasons for the problem.

Incorrectly typed email address

This is still the most likely cause of delays.

Slow mail processing

Some mail servers process mail for a long time. For example, your mail server may spend a lot of time checking incoming mail for spam.

"Reply-me" mail protection.

Some mailers, when receiving a mail from an unknown sender, ask the sender to send a mail with specific content to ensure that it has been sent by a human. Account-related emails in EasyChair are sent by a computer program, so if your email address uses such a protection, you will never get our mail. If you have such a protection and it is configurable, configure it to accept mail from the domain easychair.org.

Mail box problems and quotas

Some mail sent by EasyChair bounces back because the mail box of the receiver is over quota.

Anti-spam filters

It is possible that your spam filters will classify our mail as spam. Please check your spam mail boxes.

General connection problems

There might be general connection problems, for example your mail server may be unreachable for

2º Passo: Submissão do Trabalho

1) Preencha os campos com seu Username e Password:

Log in to EasyChair for III ECEEL 2015

EasyChair uses cookies for user authentication. To use EasyChair, you should all easychair.org.

User name:

Password:

Log in

If you have no EasyChair account, [create an account](#)

Forgot your password? [click here](#)

Problems to log in? [click here](#)

2) Clique em Log in, e em seguida na aba “New Submission”



2 ECEEL-demo (author)

New Submission

Submission 1

2 ECEEL

EasyChair

2º ENCONTRO CIENTÍFICO DE
ENGENHARIA ELÉTRICA

ECEEL 2014

3) A página de submissão de trabalhos se abrirá:

New Submission for 2 ECEEL-demo

Follow the instructions, step by step, and then use the "Submit" button at the bottom of the form. The required fields are marked by (*).

More information about submission to 2 ECEEL-demo can be found on [2 ECEEL-demo Web site](#).

Authors

For each of the authors please fill out the form below. Some items on the form are explained below.

- **Email address** will only be used for communication with the authors. It will not appear in public Web pages of this conference. The email address can be omitted for authors who are not corresponding. These authors will also have no access to the submission page.
- **Web site** can be used on the conference Web pages, for example, for making the program. It should be a Web site of the author, not the Web site of her or his organization.
- Each author marked as a **corresponding author** will receive email messages from the system about this submission. There should be at least one corresponding author.

Author 1 ([click here to add yourself](#)) ([click here to add an associate](#))

First name[†] (*):

Last name (*):

Email (*):

Country (*):

Organization (*):

Web site:

Corresponding author:

4) Preencha com seus dados e com os dos outros autores, se existirem, e submeta seu Paper em formato PDF.

